


	High Voltage Detectors Model: HVD
Edgumbe	


Introduction

High Voltage Detectors (HVD's) are widely used throughout the electricity industry to determine that high voltage lines are de-energised prior to work being carried out thus ensuring safety of personnel. Designed to comply with relevant IEC standards, HVD's are available for use on system voltages up to 275kV.

	<p>Each HVD standard kit comprises the following components housed within a purpose designed ABS heavy duty carry case;</p> <ul style="list-style-type: none"> • High Voltage Detector (HVD) • Contact electrodes (Y and Hook) • Rod adaptor • Polymer cleaning kit • Instruction Manual <p>A complete range of accessories is shown overleaf and various carry cases are available depending on the configuration required.</p>
HVD Kit	


Operation & Features

HVD's are battery operated electronic contact devices that give clear indication of the status of the line under test both visually, by means of super-bright LED's and audibly with a high intensity buzzer. This ensures clear indication even in conditions of bright sunlight and high background noise. The voltage setting to trigger activation (or threshold setting) can be set in accordance with IEC standards or in consultation with the user where detectors are used on a range of system voltages. All detectors have the facility to self check before and after use.

	<p>Features</p> <ul style="list-style-type: none"> • Automatic alarming above threshold voltage as default • Easy to use and Lightweight (0.6kg) • Lightweight (600g) • Fast response time , less than 1 second • High Impact ABS body • Self test facility • Indoor/Outdoor use • -25°C to +55°C operating temp range • Shock & drop resistant • Standard safety yellow (other colours available) • Various rod adaptors available to suit different operating rod styles • Wide range of accessories • Easy access for battery replacement
<p>A wide range of models are available to cover most distribution and transmission voltages used throughout the world.</p>	



Overhead Line Testing



HVD LED Indication



High Voltage Detectors (HVD's)

Visual Indication (Safe Condition)	Green LED flashes at 2Hz
Voltage Present (Alarm Condition)	Red LED flashes at 2Hz and Buzzer sounds with 3.1kHz tone, modulated at -70dBa at 1.5m
Response Time:	<1second
Battery:	9v PP3-C IEC 6LF22



Rod Adaptors

Rod Adaptors are available for connecting to various operating poles shown from left to right are Bowthorpe, KP (Karl Pfisterer) and Universal Starwheel types



Contact Electrodes

Three sizes of aluminium hook are available in 40, 60 and 100mm, alternatively a straight 40mm stainless steel stud electrode, or a Y contact electrode can be supplied



Contact Electrode Extensions

To distance the detector away from any source of interference four sizes of electrode extension are available in 100, 250, 650 and 1000mm



Proving Unit

In addition to the self test facility an external battery operated proving unit is available to check the completely assembled kit (threshold voltage dependent)

Output Voltage: 1100v P to P \pm 100v into a 20M Ω load

